


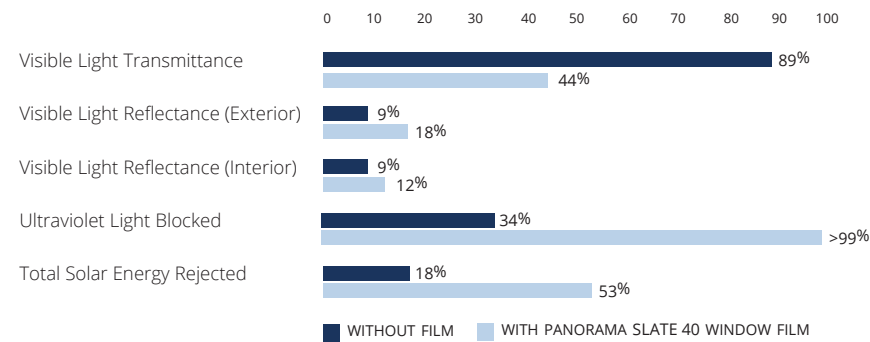
PANORAMA® SLATE 40



INTERIOR VIEW



Comparison of performance on 1/4" (6mm) thick clear glass.




PANORAMA® SLATE 40

Slate 40 offers increased heat and glare reduction, added privacy and adequate natural light. This film is lightly tinted, hardly noticeable from inside, with a subtle reflective finish outside.

The Dual-Reflective Slate Series offers exceptional solar rejection performance with a more neutral finish. These films maintain views with reduced interior and exterior reflectance, while increasing privacy by day, and offering minimal reflectivity at night. The Slate Series is ideal for applications where glare is a primary consideration.

PANORAMA® SLATE 40



EXTERIOR VIEW

Performance Parameters for Different Window Types

	1/8" (3mm) Single clear		1/4" (6 mm) Single clear		1/8" (3mm) Double clear		1/4" (6mm) Double clear		
	No film	Slate 40	No film	Slate 40	No film	Slate 40	No film	Slate 40	
Visible light									
Transmittance %	90	45	89	44	81	41	79	40	
Reflectance exterior %	9	18	9	18	16	23	15	22	
Reflectance interior %	9	12	9	12	16	13	15	13	
Glare reduction %	0	50	0	51	0	50	0	50	
Solar Energy									
Total solar energy rejected %	14	53	18	53	24	46	30	48	
Solar heat gain coefficient	.86	.47	.82	.47	.76	.54	.70	.52	
Energy distribution									
Transmittance %	83	34	77	32	69	29	61	26	
Absorptance %	9	43	16	48	18	48	27	55	
Reflectance %	8	23	7	20	13	23	12	19	
Thermal energy									
Emissivity	.84	.81	.84	.81	.84	.81	.84	.81	
Winter U-factor (Btu hr/ft ² °F)	1.04	1.02	1.02	1.01	.48	.48	.47	.47	
Fade control									
UV Tdw-ISO @ 300 to 700 nm %	85	33	82	32	74	30	70	29	
Fade reduction %	0	61	0	61	0	59	0	59	
Ultraviolet light blocked @ 300 to 380 nm %	27	>99	34	>99	41	>99	50	>99	



1. Performance results are calculated using NFRC methodology and LBNL Window software, and are subject to variations within industry standards and only intended for estimating purposes. This data is provided for informational purposes only and are subject to normal manufacturing variances.
 2. Performance results for glare and fade reduction are calculated by comparing filmed glass to that of untreated glazing.

ONLY AVAILABLE THROUGH A PANORAMA DEALER
 For full details and additional information please visit www.solargard.com/panorama.

SK0314PANSL4 09/20
 © Copyright 2020, Saint-Gobain
 High Performance Solutions and/or its affiliates

All Rights Reserved • www.solargard.com

Please recycle

